

## A new species of the genus *Pupina* Vignard, 1829 (Caenogastropoda: Pupinidae) from a lowland monsoon forest in southern Vietnam

Thinh Gia Tran<sup>1,2</sup>, Barna Páll-Gergely<sup>3,4</sup> & Chinh Thi Bui<sup>5\*</sup>

**Abstract.** A new species of operculated land snail in the genus *Pupina*, is described from Cat Tien National Park, Dong Nai Province, Vietnam. *Pupina cattienensis*, new species, is the ninth species of the genus in Vietnam and differs from its congeners in having a more bulging last whorl, more whorls, parietal tooth completely covering the posterior canal, and an extension of the apertural lip next to the anterior canal. An updated distribution of *Pupina* species from Vietnam is also provided.

**Key words.** operculated land snail, *Pupina*, *Pupina cattienensis*, Cat Tien National Park, Vietnam

### INTRODUCTION

The genus *Pupina* Vignard, 1829 is one of the most diverse groups of operculated land snails in the family Pupinidae Pfeiffer, 1853. It contains 71 species and has a wide distribution from Southeast Asia to China, Japan, Australia, and Papua New Guinea (Jirapatrasilp et al., 2022; MolluscaBase, 2025). These small snails are characterised by their elongate-ovate, smooth shell with a glossy enamel-like coating, a thickened or reflected peristome, presence of an anterior canal at the base of the columella and a posterior canal at the suture, presence of parietal tooth and columellar tooth located near or covering the canals, and the parietal callus is normally thickened and bordered by teeth (Do, 2017; Jirapatrasilp et al., 2022). Recently, Jirapatrasilp et al. (2022) reviewed *Pupina* species in mainland Southeast Asia and classified them into three species groups, namely the *P. artata* group, *P. arula* group, and *P. aureola* group based on the morphology of shell teeth, canals, and operculum. In Jirapatrasilp et al. (2022), figures of type specimens (e.g.,

holotypes, paratypes, syntypes) of previously described species were carefully illustrated, providing a reliable basis for taxonomic comparison. Three years later, Jirapatrasilp et al. (2025) analysed the phylogenetics of Pupinidae snails and reclassified the *P. arula* species group into *Tylotoechus* Kobelt & Möllendorff, 1897 with strong support from both molecular and morphological data. In Vietnam, there are nine currently recognised species belonging to the *P. artata* group and the *P. aureola* group. The first group includes *P. flava* Möllendorff, 1884; *P. billeti* Fischer, 1898; and *P. verneaui* Dautzenberg & Fischer, 1906, while the second group includes *P. dorri dorri* Dautzenberg, 1894; *P. laffonti* Ancey, 1898; *P. anceyi* Bavay & Dautzenberg, 1899; *P. solidula* Möllendorff, 1901; *P. brachysoma* Ancey, 1904; and *P. douvillei* Dautzenberg & Fischer, 1906 (Do, 2017; Jirapatrasilp et al., 2022; Jirapatrasilp et al., 2025).

During recent invertebrate surveys in Cat Tien National Park, Dong Nai Province, southern Vietnam, a new lowland population of *Pupina* was discovered. Specimens collected could not be morphologically ascribed to any other known species in the genus and are described as a new species below.

Accepted by: Fred E. Wells

<sup>1</sup>Center for Biodiversity Conservation and Endangered Species (CBES), 541 Nguyen Duy Trinh, Binh Trung Ward, Ho Chi Minh City, Vietnam; Email: [trangiathinhkhtn@gmail.com](mailto:trangiathinhkhtn@gmail.com); <https://orcid.org/0009-0009-7386-6503>

<sup>2</sup>Faculty of Biology and Biotechnology, Ho Chi Minh City University of Science, Vietnam National University, Ho Chi Minh City, Vietnam.

<sup>3</sup>Plant Protection Institute, HUN-REN Centre for Agricultural Research, Hungarian Academy of Sciences, Budapest, Hungary; Email: [pallgergely2@gmail.com](mailto:pallgergely2@gmail.com); <https://orcid.org/0000-0002-6167-7221>

<sup>4</sup>Department of Soil, Water and Natural Sciences, Albert Kázmér Faculty of Agricultural and Food Sciences of Széchenyi István University, Vár 2., 9200 Mosonmagyaróvár, Hungary.

<sup>5</sup>Faculty of Biology, University of Education, Hue University, 34 Le Loi Street, Hue City, Vietnam; Email: [btchinh@hueuni.edu.vn](mailto:btchinh@hueuni.edu.vn); <https://orcid.org/0000-0003-3251-0710> (\*corresponding author)

### MATERIAL AND METHODS

Specimens were collected on the ground (empty shells) and on leaves or decaying trunks (live snails) along the environs of the trail to the Bau Sau lake, Nam Cat Tien sector, Cat Tien National Park, Dong Nai Province, southern Vietnam. Living snails were photographed before being stored at  $-20^{\circ}\text{C}$  prior to being defrosted and preserved in 70% ethanol for permanent storage. Shell height (SH), shell width (SW), aperture height (AH), aperture width (AW), and last whorl height (LWH) were measured in mm by digital caliper (Fig. 1). Counting of the shell whorls follows Kerney & Cameron (1979). The nomenclature for the apertural structure follows Jirapatrasilp et al. (2022).




Fig. 1. Shell measurements used for *Pupina* species: shell height (SH), shell width (SW), aperture height (AH), aperture width (AW), last whorl height (LWH).

Shells and ethanol-preserved snails were deposited in the collections of Mini Museum of Zoology, Center for Biodiversity Conservation and Endangered Species (CBESMZ), 541 Nguyen Duy Trinh, Binh Trung Ward, Ho Chi Minh City, Vietnam.

The distribution of *Pupina* species from Vietnam is updated following National Assembly of Vietnam (2025).

## TAXONOMY

### Superfamily Cyclophoroidea Gray, 1847

#### Family Pupinidae Pfeiffer, 1853

#### Genus *Pupina* Vignard, 1829

**Type species.** *Pupina keraudrenii* Vignard, 1829, by monotypy.

#### *Pupina cattienensis*, new species (Figs. 2A, B, D, 3, 4, 5; Table 1)

**Material examined.** Holotype CBESMZ 14 (Figs 2A, 3A, 4A, B; SH: 9.5 mm, SW: 5.5 mm, AH: 3.8 mm, AW: 3.4 mm; LWH: 6.0 mm), Vietnam, Dong Nai Province, Cat Tien National Park (11°27'03"N, 107°21'50"E), 140 m a.s.l., coll. T.G. Tran, 12 September 2025. Paratypes CBESMZ 15 (2 shells; Figs 2B, 3B), same data as holotype.

**Etymology.** The new species is named in reference to its type locality, the Cat Tien National Park in Dong Nai Province, southern Vietnam. We recommend the names “Cat Tien




Fig. 2. Shells of *Pupina* species. A, B, *Pupina cattienensis*, new species. A, holotype (CBESMZ 14); B, paratype (CBESMZ 15/1); C, syntype of *Pupina verneauui* Dautzenberg & Fischer, 1906 (Muséum national d’Histoire naturelle, Paris-IM-2000-35843); D, operculum of *Pupina cattienensis* (holotype CBESMZ 14). Scale bar = 2 mm. Photos of *P. verneauui* were taken by P. Maestrati (from Jirapatrasilp et al., 2022).

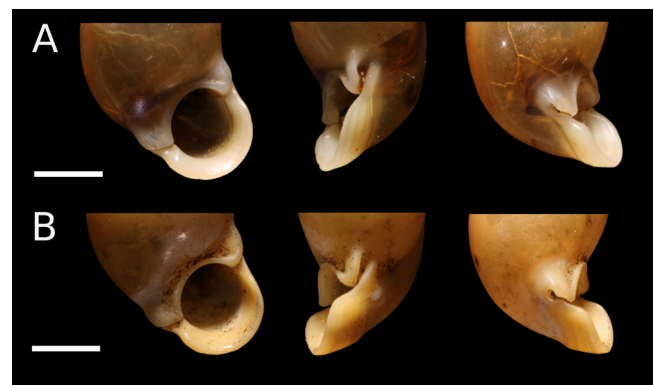


Fig. 3. Close-up views of the apertures of *Pupina cattienensis*, new species: A, holotype (CBESMZ 14); B, paratype (CBESMZ 15/1). Scale bar = 2 mm.

“Pupina Snail” and “Ốc đất Pupina Cát Tiên” as common names of the new species in English and Vietnamese, respectively.

**Diagnosis.** Shell ovate-fusiform, last whorl comprising around two-thirds of shell height, aperture strongly shifted to right side of shell. Suture very shallow. Apertural lip thickened, and slightly expanded. Notably, apertural lip suddenly expanding at the anterior canal in lateral view. Parietal tooth fin-shaped, thickened, always covering posterior canal in anterior view, not reaching half of penultimate whorl; columellar tooth fin-shaped, angled, thickened, anterior canal slit-like with oval outer end.




Fig. 4. A, B, living specimens of *Pupina cattienensis*, new species, holotype (CBESMZ 14); C, habitat at type locality of the new species.

**Description.** Shell ovate-fusiform, solid, semi-transparent, yellow, glazed smooth surface; growth lines inconspicuous. Apex obtuse; whorls  $6\frac{1}{2}$  with last whorl height occupying around two-thirds of shell height. Sutures slightly shallowly impressed. Aperture circular, slightly deflected rightwards in apertural view, opisthocline in lateral view. Parietal callus sharply defined with thickened and whitish ridge. Peristome simple, thickened, interrupted by two canals with suddenly protruding at position before anterior canal. In lateral view, base of canals strongly thickened and getting thinner upwards. Posterior canal continuing slightly obliquely upwards, forming narrow groove bordered by parietal tooth and extended part of apertural lip; groove visible in lateral view. Anterior canal continuing slightly obliquely, slit-like, bordered by columellar tooth and suddenly extended part of

apertural lip. Outer opening of anterior canal oval or nearly rounded. Both parietal and columellar teeth fin-shaped and thickened. Parietal tooth always covering posterior canal in apertural view, and does not reach middle of penultimate whorl in apertural view. Columellar tooth rather angled (i.e., columellar and basal outer edges of tooth joins under nearly a right angle). Umbilicus closed. Operculum circular (diameter 2.2 mm), multispiral, thickened, brown, with smooth edge, and an elevated central nipple.

Living holotype had a black body but faded to gray towards the posterior of foot, and black tentacles.

**Measurements (in mm, n=3).** SH: 9.5–9.6, SW: 5.3–5.5, AH: 3.8–3.9, AW: 3.4–3.5, LWH: 6.0–6.1.

Table 1. Summary of known *Pupina* species and their distribution in Vietnam. References: 1, Bavay & Dautzenberg (1899); 2, Bavay & Dautzenberg (1904); 3, Dautzenberg (1894); 4, Dautzenberg & Fischer (1906); 5, Do et al. (2015); 6, Do (2017); 7, Fischer (1898); 8, Jirapatrasilp et al. (2022); 9, Möllendorff (1901); 10, von Oheimb et al. (2025).

| No.                            | Species name                                    | Type locality   | Distribution (Province)  | References        |
|--------------------------------|---|---|--|-------------------|
| <b><i>P. artata</i> group</b>  |   |   |  |                   |
| 1                              | <i>P. billeti</i> Fischer, 1898                 | Rochers calcaires Déo-Ma-Phuc [Ma Phuc Pass, Cao Bang Province] | Cao Bang, Bac Kan (now Thai Nguyen) Province, Vietnam  | 6, 7, 8           |
| 2                              | <i>P. cattienensis</i> , new species            | Cat Tien National Park, Dong Nai Province                       | Cat Tien National Park, Dong Nai Province, Vietnam   | <b>This study</b> |
| 3                              | <i>P. verneaui</i> Dautzenberg & Fischer, 1906  | Ha-Giang [Ha Giang (now Tuyen Quang) Province]                  | Cao Bang, Son La, Tuyen Quang Province, Vietnam  | 4, 5, 6, 8        |
| <b><i>P. aureola</i> group</b> |   |   |  |                   |
| 4                              | <i>P. anceyi</i> Bavay & Dautzenberg, 1899      | Entre Lang-Son et That-Khé [That Khe, Lang Son Province]        | Cao Bang, Lang Son, Ninh Binh (in Cuc Phuong National Park), Son La Provinces, Vietnam   | 1, 5, 6, 8, 10    |
| 5                              | <i>P. brachysoma</i> Ancey, 1904                | Haut-Tonkin   | northern Vietnam   | 2, 6, 8           |
| 6                              | <i>P. dorri dorri</i> Dautzenberg, 1894         | montagnes des environs d'Haiphong [Hai Phong]                   | Hai Phong City, Lang Son, Ninh Binh (in Cuc Phuong National Park), Vinh Phuc (now Phu Tho), Quang Ninh, Son La, Thanh Hoa Provinces, Vietnam | 3, 5, 6, 8, 10    |
| 7                              | <i>P. douvillei</i> Dautzenberg & Fischer, 1906 | Ha-Giang, Tonkin [Ha Giang (now Tuyen Quang) Province]          | Tuyen Quang Province, Vietnam  | 4, 6, 8           |
| 8                              | <i>P. laffonti</i> Ancey, 1898                  | Ile de Poulo Condor [Con Dao Island]                            | Con Dao Island, Ba Ria - Vung Tau Province (now Ho Chi Minh City), Vietnam   | 1, 6, 8           |
| 9                              | <i>P. solidula</i> Möllendorff, 1901            | Lang-son, Mansongebirge [Mau Son Mountain, Lang Son Province]   | Lang Son, Ninh Binh (in Cuc Phuong National Park), probably Quang Ninh (in Bah Mun Island) Provinces, Vietnam                                | 6, 8, 9, 10       |

**Distribution and natural history notes.** The new species is known only from the type locality in Cat Tien National Park, Dong Nai Province, southern Vietnam. The living holotype was encountered in the tree cavity and empty shells of the paratypes were collected on the ground under trees (Fig. 4).

**Differential diagnosis.** *Pupina cattienensis*, new species, belongs to the *P. artata* group defined by Jirapatrasilp et al. (2022) by having parietal and columellar teeth fin-shaped, and parietal tooth covering a posterior canal. Compared with other members in this group, the new species is most similar to *P. verneaui* Dautzenberg & Fischer, 1906 (Fig. 2C) from Tuyen Quang Province, northern Vietnam, but the latter has a less bulging last whorl, smaller number of whorls (5 vs. 6½ in *P. cattienensis*), aperture is not shifted to the right side of the shell in apertural view, the parietal tooth not completely covering posterior canal, and it lacks the suddenly extended part of apertural lip next to anterior canal

(Dautzenberg & Fischer, 1906; Jirapatrasilp et al., 2022). Compared to *P. billeti* Fischer, 1898 in Cao Bang Province, northern Vietnam, this new species has a smaller and thinner parietal tooth, parietal tooth not reaching the middle of last whorl, and apertural lip lacking a furrow between inner and outer peristomes (Fischer, 1898; Jirapatrasilp et al., 2022).

*P. cattienensis*, new species, is distinguished from *P. artata* Benson, 1856 from Peninsular Malaysia, Myanmar, and Thailand by having a more elongated shell shape; an apertural lip that is more strongly thickened in apertural view and more expanded beyond the edge of the columellar and parietal teeth in lateral view; additionally, its columellar tooth is 'angled' rather than rounded. (Jirapatrasilp et al., 2022).

The new species differs from *P. pallens* Möllendorff, 1894 from Thailand in its more elongated oval shell shape, a less significantly widened basal position of the apertural lip,

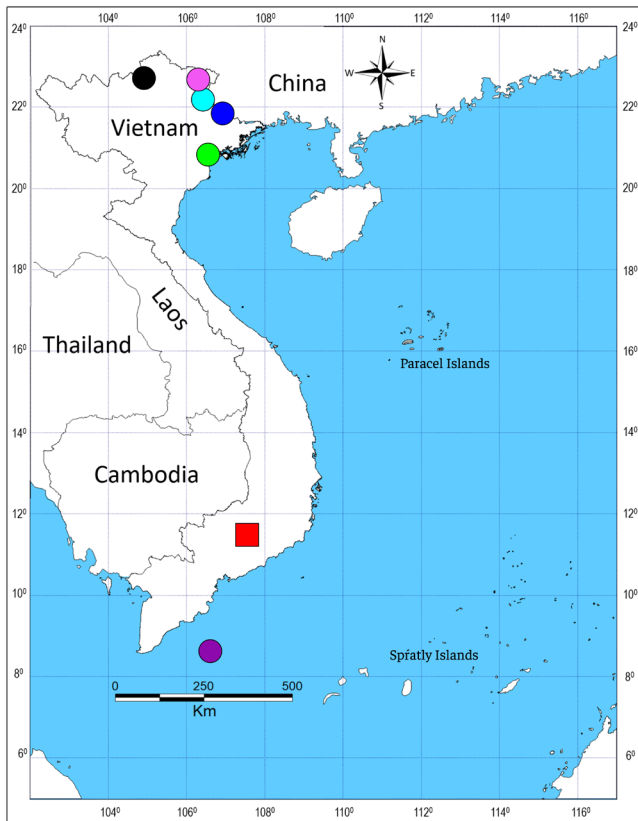


Fig. 5. Approximate geographic positions of type localities of *Pupina* species in Vietnam. The type locality of *P. brachysoma* Ancy, 1904 (Haut-Tonkin) could not be confirmed and is not included in the map.

and the absence of a furrow between the inner and outer peristomes; its columellar tooth is also less arched and more angled (Jirapatrasilp et al., 2022).

Finally, it differs from *P. limitanea* Godwin-Austen, 1897 from eastern Myanmar, Laos, and northern Thailand by its more elongated shell shape, and thinner parietal tooth; from *P. bensoni* Jirapatrasilp, 2022 from Uthai Thani Province, central Thailand and *P. hungerfordiana* Nevill, 1878 from Kayin State, Myanmar by possessing a shorter fin-shaped parietal tooth, not reaching beyond the middle of last whorl (Jirapatrasilp et al., 2022).

**Conservation status.** To date, *P. cattienensis*, new species, is only known from three specimens collected from the type locality. Any specific threats to the new species are still unknown. Moreover, the area of collected specimens is well-protected by Cat Tien National Park.

## DISCUSSION

The description of *P. cattienensis*, new species, from Cat Tien National Park brings the total number of *Pupina* species in Vietnam to nine, as listed in Table 1 and Fig.

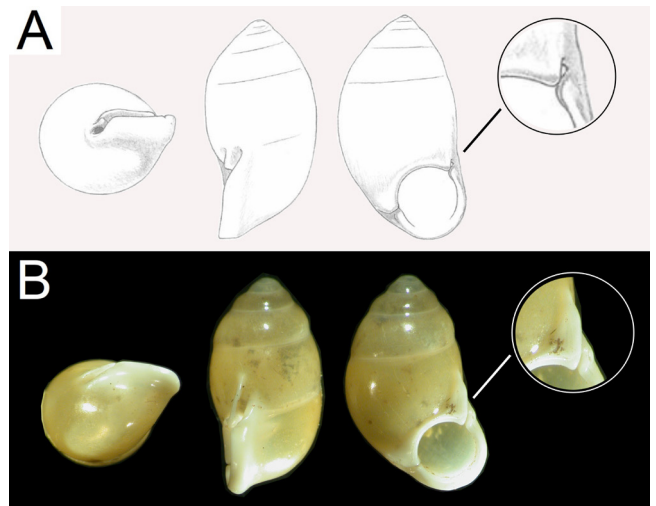


Fig. 6. A, drawing of *Pupina flava* Möllendorff, 1884 in Vietnam from Vermeulen & Whitten (1998); B, shell of lectotype of *P. flava* from Hainan, China (Senckenberg Naturmuseum Frankfurt, SMF 39213/1).

5 (Do, 2017; Jirapatrasilp et al., 2022; Jirapatrasilp et al., 2025). Do (2017) listed *P. flava* Möllendorff, 1884 with the type locality in Quang Ninh Province, Vietnam. However, Möllendorff (1884) originally described *P. flava* from Hainan Island, China. Morlet (1886) recorded *P. flava* from “Baie d’Halong et montagne de l’Éléphant” [Ha Long Bay and Elephant Mountain, Quang Ninh Province, Vietnam] based on specimens of the collection of Jourdy without figures or shell morphological data. The whereabouts of the *P. flava* specimens in Jourdy’s collection remain unknown to this day. Vermeulen & Whitten (1998) and Vermeulen & Maassen (2003) subsequently documented *P. flava* in Cuc Phuong National Park and Ha Long Bay, northern Vietnam. However, specimens identified as *P. flava* in these works distinctly differ from the lectotype of *P. flava* from its type locality of Hainan, China by having a tooth-like parietal tooth which does not cover the posterior canal (vs. fin-shaped parietal tooth covering posterior canal in lectotype *P. flava*) (Fig. 6). The occurrence of specimens resembling ‘*P. flava*’ in Vietnam is most likely due to misidentification caused by the difficulty in comparing specimens at that time. The name of specimens resembling ‘*P. flava*’ in Vietnam is still unknown due to lacking of other data such as colouration, measurements, etc., but its shell shape is similar to *P. laffonti* Ancy, 1898. Therefore, the occurrence of *P. flava* in Vietnam remains questionable and requires further taxonomic verification. Consequently, this species is tentatively excluded from the current checklist of the genus *Pupina* in Vietnam.

The description of this new species brings the total number of snail species known for the Cat Tien National Park to nine species: *Pupina cattienensis*, new species; *Amphidromus cambojiensis* (Reeve, 1860); *A. comes* (Pfeiffer, 1861); *A. zebrinus* (Pfeiffer, 1861); *Bertia cambojiensis* (Reeve, 1860); *Falsiplecta integripedia* Schileyko & Semenyuk, 2018; *Oospira naggsi naggsi* Luong & Szekeres, 2014; *Tortulosa cochinchinensis* (Rochebrune, 1882); and *Trichochloritis breviseta* (Pfeiffer, 1862) (Grego et al., 2014; Schileyko & Semenyuk, 2018; Páll-Gergely et al., 2019; Sutcharit et al.,

2019; Do et al., 2024a, b; this study). This relatively low number of recorded species suggests that the malacofauna of Cat Tien National Park remains insufficiently explored, despite the presence of diverse habitats and microhabitats. Therefore, further field studies are needed to more fully document the biodiversity of snails in this area.

## ACKNOWLEDGEMENTS

We are grateful to Ronald Janssen and Sigrid Hof for granting access to the collection of the SMF (Frankfurt am Main). We would like to thank IDEA WILD for providing the equipment for Thinh Gia Tran in this study. We would like to thank Vu Hoang Dang Nguyen from Institute of Life Sciences, Ho Chi Minh City for funding the expedition for Thinh Gia Tran. We are also grateful to the anonymous reviewers for providing valuable comments on the manuscript.

## LITERATURE CITED

- Ancey CF (1898) Notes malacologiques. A—Observation sur les mollusques terrestres et fluviatiles recueillis dans l'Indo-Chine et particulièrement au Laos par Henri Counillon. B—Description d'espèces nouvelle du centre d'Afrique; C—Notes sur quelques coupes génériques ou sous-génériques de Mollusques. D—Description d'un mollusque méditerranéen nouveau. Bulletin du Musée d'Histoire Naturelle de Marseille, Série 2, 1(1): 125–150.
- Bavay A & Dautzenberg P (1899) Description de coquilles nouvelles de l'Indo-Chine. Journal de Conchyliologie, 47: 28–55.
- Bavay A & Dautzenberg P (1904) Description de coquilles nouvelles de l'Indo-Chine. Journal de Conchyliologie, 51: 201–236.
- Benson WH (1856) Characters of seventeen new forms of the Cyclostomacea from the British provinces of Burmah, collected by W. Theobald. Annals and Magazine of Natural History, Series 2, 17: 225–233.
- Dautzenberg P (1894) Mollusques nouveaux recueillis au Tonkin par. M. le capitaine Em. Dorr. Journal de Conchyliologie, 41(3): 157–165.
- Dautzenberg P & Fischer H (1906) Liste des mollusques récoltés par. M. Mansuy en Indo-Chine et description d'espèces nouvelles. Journal de Conchyliologie, 53(4): 343–471.
- Do DS (2017) Two new species of the genus *Pupina* (Caenogastropoda: Pupinidae) from Northwestern Vietnam. Raffles Bulletin of Zoology, 65: 299–303.
- Do VN, Dinh DT, Do DS, Nguyen TT, Le HA, Bogan AE & Do VT (2024a) Tree snails Albers, 1850 (Pulmonata: Camaenidae) collected in Vietnam. Academia Journal of Biology, 46(1): 115–133.
- Do DS, Nguyen THT & Do VN (2015) A checklist and classification of terrestrial prosobranch snails from Son La, north-western Vietnam. Ruthenica, 25: 117–132.
- Do DS, Nguyen TS, Dao HN, Luu HY & Nguyen TKT (2024b) *Trichochloritis breviseta* (Pfeiffer, 1862) - A new species recorded to the fauna of Vietnam (Gastropoda: Camaenidae). TNU Journal of Science and Technology, 230(1): 438–445.
- Fischer H (1898) Notes sur la faune du Haut Tonkin. III. Liste des mollusques recueillis par le Dr. A. Billet. Bulletin Scientifique de la France et de la Belgique, 28: 310–338.
- Godwin-Austen HH (1897) Land and freshwater mollusca of India, including South Arabia, Baluchistan, Afghanistan, Kashmir, Nepal, Burma, Pegu, Tenasserim, Malay Peninsula, Ceylon and other islands of the Indian Ocean. Volume 2, Part 7. Taylor & Francis, London, pp. 1–46.
- Gray JE (1847) A list of genera of recent Mollusca, their synonyma and types. Proceedings of the Zoological Society of London, 15: 129–219.
- Grego J, Luong HV, Pham SV & Szekeres M (2014) Vietnamese Clausiliidae (Gastropoda: Pulmonata): New taxa and novel distribution data. Journal of Conchology, 41(6): 749–757.
- Jirapatrasilp P, Sutcharit C & Panha S (2022) Annotated checklist of the operculated land snails from Thailand (Mollusca, Gastropoda, Caenogastropoda): the family Pupinidae, with descriptions of several new species and subspecies, and notes on classification of *Pupina* Vignard, 1829 and *Pupinella* Gray, 1850 from mainland Southeast Asia. ZooKeys, 1119: 1–115.
- Jirapatrasilp P, Tongkerd P, Páll-Gergely B, Lee CT, Panha S, Becher E, Hausdorf B & Sutcharit C (2025) Molecular phylogeny of the operculated land snail family Pupinidae (Caenogastropoda, Cyclophoroidea) in mainland Southeast Asia. Zoologica Scripta, 54: 526–547.
- Kerney MP & Cameron RAD (1979) A Field Guide to the Land Snails of Britain and North-west Europe. Collins, London, 288 pp.
- Kobelt W & Möllendorff O von (1897) Catalog der gegenwärtig lebend bekannten Pneumonopomen. Nachrichtenblatt der Deutschen Malakozoologischen Gesellschaft, 29(9–10): 137–152.
- Morlet L (1886) Liste des coquilles recueillies au Tonkin par M. Jourdy, chef d'escadron d'artillerie, et de description d'espèces nouvelles. Journal de Conchyliologie, 34: 257–295.
- Möllendorff OF von (1884) Diagnosen neuer chinesischer Arten. Nachrichtenblatt der Deutschen Malakozoologischen Gesellschaft, 16(11/12): 169–174.
- Möllendorff OF von (1894) On a collection of land-shells from the Samui Islands, Gulf of Siam. Proceedings of the Zoological Society of London: 146–156.
- Möllendorff OF von (1901) Diagnosen neuer von H. Fruhstorfer in Tonking gesammelter Landschnecken. Nachrichtenblatt der Deutschen Malakozoologischen Gesellschaft, 33(5/6): 65–81.
- MolluscaBase (2025) MolluscaBase. <https://www.molluscabase.org> (Accessed 28 November 2025).
- National Assembly of Vietnam (2025) Resolution No. 202/2025/QH15 on the arrangement of provincial-level administrative units (in Vietnamese).
- Nevill G (1878) Hand List of Mollusca in the Indian Museum, Calcutta. Part 1. Gastropoda. Pulmonata and Prosobranchia-Neurobranchia. Indian Museum, Calcutta, 338 pp.
- Páll-Gergely B, Nguyen PK & Chen Y (2019) A review of Vietnamese *Schistoloma* Kobelt, 1902 with a list of all known species of the genus (Caenogastropoda: Cyclophoroidea: Pupinidae). Raffles Bulletin of Zoology, 67: 322–327.
- Pfeiffer L (1853) Catalogue of Phaneropneumona or Terrestrial Operculated Mollusca in the Collection of the British Museum. Woodfall and Kinder, London, 324 pp.
- Pfeiffer L (1861) Descriptions of new land-shells, in the collection of H. Cuming, Esq. Proceedings of the Zoological Society of London, 29(12–13): 190–196.
- Pfeiffer L (1862) Diagnoses de neuf espèces nouvelles provenant de Siam. Journal de Conchyliologie, 10(1): 39–46.
- Reeve LA (1860) On two new species of shells from Cambodia. The Annals and Magazine of Natural History, Series 3, 6(33): 203–204.
- Rochebrune AT de (1882) Documents sur la faune malacologique de la Cochinchine et du Cambodge. Bulletin de la Societe Philomatique de Paris, series 7, 6(1): 35–74.
- Schileyko AA & Semenyuk I (2018) *Falsiplecta integripedia* gen. et sp. nov. from Vietnam (Gastropoda, Pulmonata, Helicarionidae). Ruthenica, 28(3): 125–129.
- Sutcharit C, Naggs F, Ablett J, Sang PV, Hao LV & Panha S

- (2019) Notes on the sinistral helicoid snail *Bertia cambojiensis* (Reeve, 1860) from Vietnam (Eupulmonata, Dyakiidae). *ZooKeys*, 885: 1–14.
- Vermeulen JJ & Whitten AJ (1998) Land and freshwater mollusks of the karst regions ENE of Haiphong and the Cuc Phuong National Park, northern Vietnam. Internal report, World Conservation Union, Vietnam Office, Flora and Fauna International, Indochina Programme Office, 80 pp.
- Vermeulen JJ & Maassen WJM (2003) The non-marine mollusk fauna of the PuLuong, CucPhuong, Phu Ly and Ha Long regions in northern Vietnam. Report of a survey for the Vietnam Programme of Flora and Fauna International (FFI), 35 pp.
- Vignard M (1829) Description du Maillotin (*Pupina*), nouveau genre de coquilles. *Annales des Sciences Naturelles*, Paris, 18: 439–440.
- von Oheimb PV, Sulikowska-Drozd A, Dinh TD, Lentge-Maaß N, Do TV & von Oheimb KCM (2025) Terrestrial Mollusca of Cuc Phuong National Park, Vietnam – Results from the 2019 VIETBIO inventory work. *Biodiversity Data Journal*, 13: e163277.